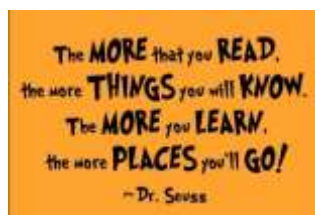


Y6 LEARNING LOG



'Higher reading skills at age 10 is a key indicator to future attainment and future salaries more than 25 years later'










Expected Tasks:

Each week we expect you to read for at least 20 minutes three times a week (or equivalent e.g. ten minutes a day) and complete ONE Takeaway Task in your homework book - try to choose a different task each week in the term.

Every week you should also:

- Practise the spellings given to you for your Spelling Test on Friday.
- Practise your times tables and complete the task set on Mathematics.

AR Takeaway Tasks

<p>Recommend a Book</p> <p><i>Use the recommend a book template. To recommend a book you are reading/have read to someone else...</i></p> 	<p>Name that Theme</p> <p><i>Explain the theme of your book and why you think it is the theme relating to your book. E.g. love, hope, war, family, survival, courage.</i></p> 	<p>5 Key Points</p> <p><i>List the key points in the chapter/book you have just read. Give no more than 5 points.</i></p> 
<p>Express your view in a book review!</p> <p><i>Did you like the book? Is it a good plot? Do you like the main character? What is your view? Give reasons linked to evidence from the text.</i></p> 	<p>Question Time!</p> <p><i>Now you have read your book what questions would you want to ask? Ask 5... Who? What? When? Why? Where? How?</i></p> 	<p>Summarise It!</p> <p><i>Summarise the book you have read in no more than 5 sentences... Remember only to include the key information.</i></p> 
<p>New Words!</p> <p><i>List any new words that you come across in the chapter/book you are reading. Write the definition new to them after looking in a dictionary.</i></p> 	<p>Stop and Predict!</p> <p><i>Before you get to the end of your book. Stop reading and predict what you think will happen next...</i></p> 	<p>Sketch It! (Story books only)</p> <p><i>Using what you have read in your story can you sketch either the character or setting of the story?</i></p> 

Homework Logging:

Please sign a square of the racetrack each time your child has read with an adult or independently for 20 minutes.

Prize Draw

Each time your child has completed the race track they will be entered into a prize draw for the half term.

The image shows a circular reading race track. At the top, a green race car is positioned at the start line, which is marked with a checkered flag and a large green arrow pointing down labeled "Start". The track consists of 20 squares, each labeled "20 mins". The squares are arranged in a circle: 5 on the top, 5 on the right, 5 on the bottom, and 5 on the left. In the center of the track is a graphic with the text: "the more that you read the more that you will know the more that you learn the more you'll go". Below this graphic is the text: "Reading Racetrack: Please sign the box every time you have read with your child for 20 minutes or when they have read independently for 20 minutes..". Green arrows indicate a clockwise direction around the track. At the bottom, another green race car is shown with a speech bubble that says "Keep going!".